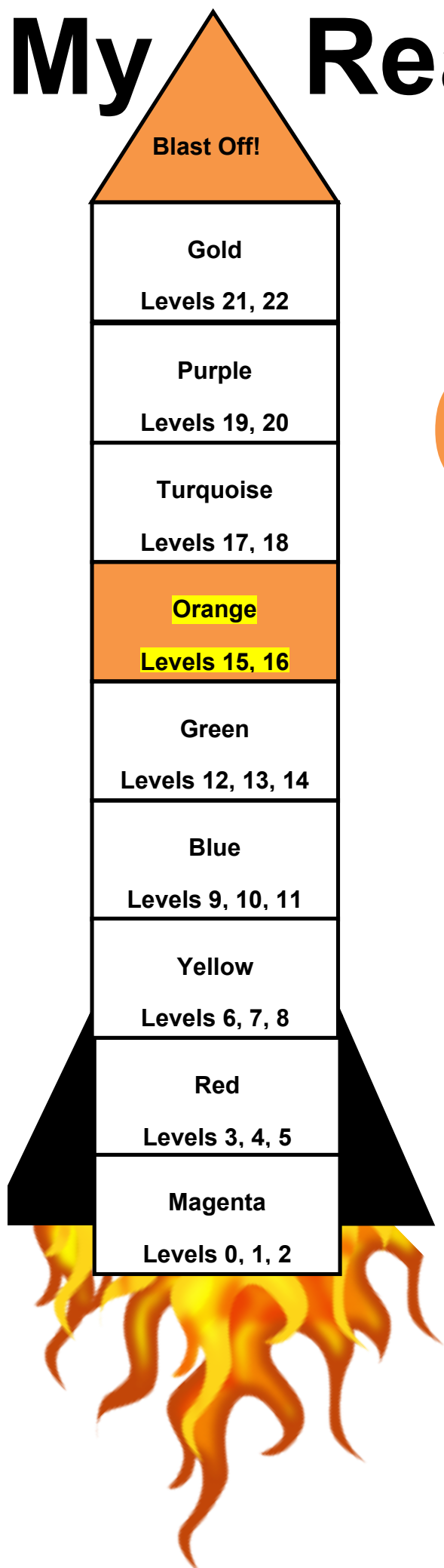














My Reading Rocket



This is the level
I'm learning at

Orange

Next Learning Steps...I am learning to:

-  Say unfamiliar words slowly using: digraphs *wh, ch, sh, th, ou*, chunks of sound, rhyme and word endings *-s, -ing, -ed, -er, -y*
-  Read High Frequency words quickly and make links to other words.
-  Break words into syllables to help read new words eg. *e/nor/mous*
-  Read on ➔ to gather more information so I can predict with some accuracy and to check what I've read makes sense and sounds right.
-   Re-read to self-monitor (check) & to self-correct errors.
-  Know how to use a contents page.
-  Read and respond to different genre (fiction, non-fiction, plays and poetry.)
-  Use diagrams, speech bubbles, charts and tables to help understand the story.
-  Make the story more interesting by noticing more print conventions and using punctuation effectively.
-  Read the story fluently and with accurate phrasing.
-  **What strategies have I used?**

Which strategy could I try to use next time?

Targeted sounds:

ee ea ou ow oy oi
-y -ies